

GRANNY PEARL: SCHOOLS' PACK

Episode Four

CONTENTS

- Acknowledgements
- Introduction
- Episode Two Activity Sheets
- General Granny Pearl classroom activities
- Contact

If you use this pack please let me know! I would be grateful if you wouldr consider doing one or all of the following:

- Subscribing to my Youtube channel
- Sharing the series with your friends and family
- Telling other schools about the series

ACKNOWLEDGEMENTS

The Granny Pearl series Episodes 1-4 have been financially supported by St Martin's Voluntary Aided Schools in Epsom, Surrey, and Croydonites Festival of New Theatre via the Arts Council.

Funds for workshops and shows that had to be cancelled due to the pandemic were used instead to support the creation of the web series. Thank you in particular to:

Larissa Cannon, teacher and assistant head at St Martins

Anna Arthur, director of Croydonites

Sam Gee for support and training with editing software

Vern Griffiths, actor and voice of Emrys the hermit crab

Elaine Lockyer, teacher, and provider of additional activity ideas for the Schools' Pack

INTRODUCTION

Spending time with Granny Pearl is always magical with her tales of the sea and we're off to visit her! We're sailing from the harbour to the island. What will you see on the way? Look across the waves and you'll see hundreds of seabirds swirling and dipping into the sea...if you're very lucky you may see a pod of bottle neck dolphins or even the tail of a humpback whale!

Granny Pearl's home is like no other. It's a beautiful windswept island with tall rocky cliffs, sheltered coves, beautiful pebbly and sandy beaches, rockpools to explore and an elegant old lighthouse perched high on the headland. Then, there is Granny Pearl herself. She is full of stories about the sea and her beautiful home and is one of the most magical grandmothers you will ever meet because Granny Pearl is a mermaid!

'Granny Pearl' is a brand new web series for children in Early Years and Key Stage One. It is full of stories, music and making things and is inspired by the magical tales and wildlife of the British coast. I created and produced the series during the summer lockdown of 2020 in response to not being able to perform the live theatre version of 'Granny Pearl' due to the pandemic. I designed the series for children to enjoy at home and in school and it is engaging, educational, magical and fun.

This Schools' Pack contains a series of supporting activities for the classroom inspired by the Granny Pearl series and the variety of topics covered. Teachers can use the series and activity sheets however suits. Granny Pearl could be a starting point for a seaside or under the sea topic, it can be enjoyed as inspiration throughout a term of learning or a finishing point where the children see lots of aspects over the four episodes and are inspired to continue their interest with extended personal learning.

About me

I've been working with children and young people for over 20 years through my work as a theatre practitioner, play leader and creative session facilitator in all sorts of venues including special and mainstream primary and secondary schools, children's centres and nurseries, museums, play schemes and libraries.

I celebrate children as thinkers and do-ers. All my sessions encourage creativity and children's natural capacity to problem solve, engineer and create things. In schools I offer a range of heritage, engineering and arts inspired sessions full of creative activity. Performances are full of sensory experiences and invite audience participation.

I hope you find Granny Pearl to be an inspiring and useful resource for your children!

-Jenny Lockyer, Autumn 2020



Granny Pearl Activity Sheet 8

Here are some activities inspired by what happens in Episode Four: Deep Sea Diving!

Can you choose the right words for each space?

Granny Pearl came first in the Merpeople's _____!

The deepest dive in the whole diving competition was by a _____ whale.

Louis the _____ is very fond of an _____ that he found one day. He found it near a _____ at the bottom of the sea.

Louis has very big eyes because he lives in the _____ part of the ocean and needs to pick up as much _____ as possible.

He has _____ arms and _____ long tentacles.


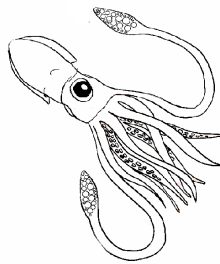
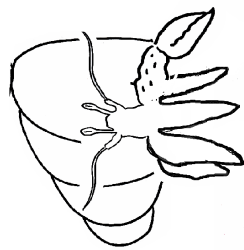
Emrys is upset at the amount of _____ someone left on the rocks. Jenny takes it away to use at Crafty Cove. She uses the bubble wrap to make the _____ on the squid's tentacles!

umbrella eight suckers Dive

shipwreck two light

Cuvier's deepest rubbish Giant Squid

What a tangle! Granny Pearl, a seagull, Louis the Giant Squid and Emrys have lost some of their favourite things! Can you work out whose is whose? Cut out and stick or draw them at the characters at the end of the right lines.



Granny Pearl Activity Sheet 9

Granny Pearl Activity Sheet 10

Who are the deep sea divers?


Find a piece of blue paper or colour in a sheet of paper as the deep ocean.

Cut out these creatures including the human, or draw your own and then arrange them in your ocean in order of how deep they can dive. Look carefully at the depths, ask for help if you need it. Can you add any other animals to your picture?



Human Being in scuba gear 40m

Giant Squid 1000- 2000ft



Emperor Penguin 1,755ft

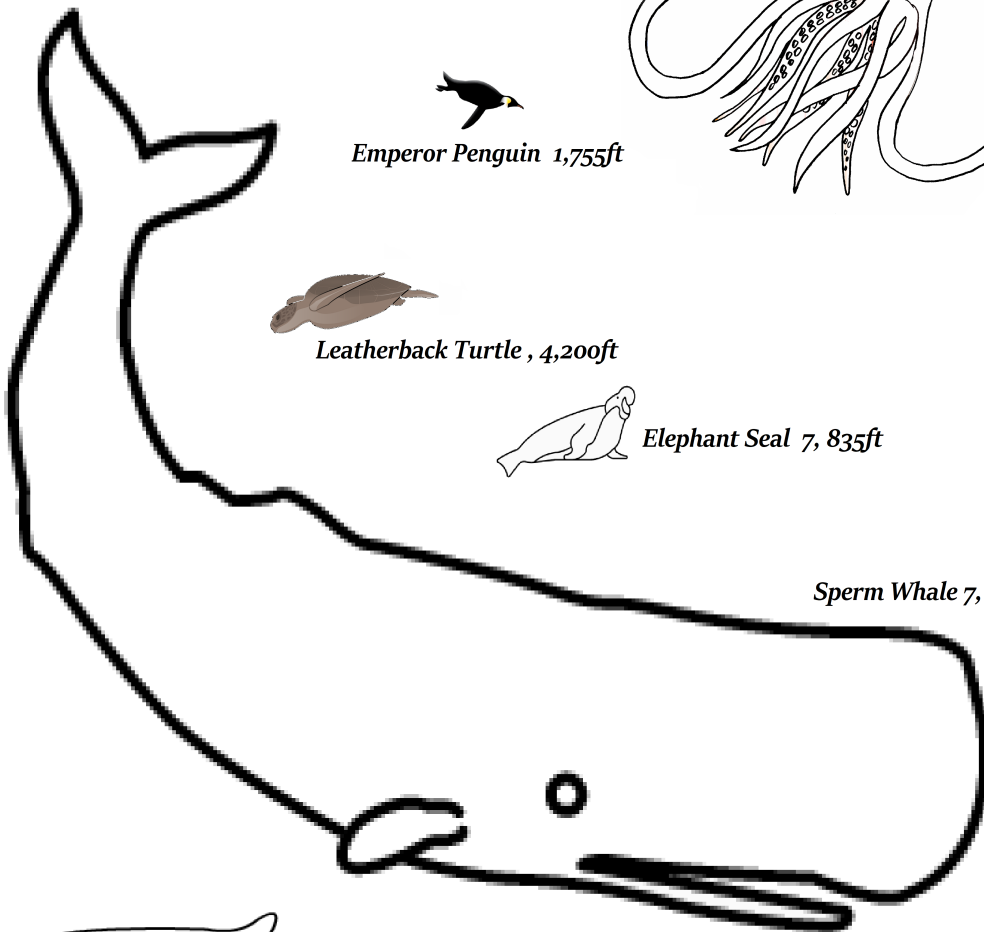


Leatherback Turtle , 4,200ft



Elephant Seal 7, 835ft

Sperm Whale 7, 380ft



Cuvier's Beaked Whale, 9,874ft

Notes for Teachers:

Templates for arts activities are optional and to support the creation of the art activity if required.

Children can create the activities without templates, using the activity in the episode as inspiration.

Classroom activities:

Small world:

Sensory learning with water play, shells and sea creatures.

Art:

Giant squid junk modelling.

Using the squid Jenny makes as inspiration children can create their own giant squid from bottles, cups, paper. Including at least one mechanism from the giant squid would be great, perhaps the paper fastener on the head or the straw attached to the arms through the cup.

Deep Sea diving sea creatures. Which ones would the children like to make?

Discussion:

Looking at the parts of a giant squid, the teacher can draw the head and mantle of the giant squid on the white board. Children can add the 8 arms and 2 tentacles. Talk about how deep the ocean can be and about the different animals that live or hunt for food in this environment. <https://scubadiverlife.com/top-five-deepest-diving-animals/>

Movement and drama:

Warm up movements of whale, mermaid, crab and seagull.

Move like giant squid through the water; fast as the jets of water pass through the squid and slow as the squid rides on the current of the ocean.

Can the children make a giant squid that is big enough to move together?

Role Play:

Make a deep sea with a blue cloth. Children can make different sea creature puppets and use the cloth as a puppet booth.

Geography

Look at a map of the world and count the oceans and seas. Which is the biggest?

Children can choose a sea or ocean and then do some fact finding. What creatures live in the colder oceans? Which in the warmest? How far do some creatures swim? In Episode One, Granny Pearl has hitched a lift with a humpback whale all the way from the West coast of America to the UK!

General Granny Pearl classroom activities

Literacy -

Story writing - individually or in groups, based on a theme from the episodes. This could be done with pictures or words according to age and ability. Acting out stories and recounting personal experiences of trips to the the seaside during discussions or circle times. Show and tell with seaside objects that they have found.

Maths -

Sorting, counting classifying shells or creatures, measuring - Would Emrys fit in this shell? Is it too big or too small? Estimating How long do you think Granny Pearl's tail is?

PHSE -

Circle time discussions about grandmas or other relatives. Bring a photo to share. Are grandmas all the same? Talk with a partner share your conclusions.
Listen to gentle sea themed music while looking at images of the coast or under the sea (Mindfulness)

Science -

Environmental issues, Pollution etc. What do you think sand is made of? How could beaches be made? Why do you think some beaches are covered in pebbles? Lots of related enquiry related to the ocean.

Contact:

Jenny Lockyer
JennyLockyerPerformer@outlook.com
0779 622 5934

<https://www.JennyLockyer.co.uk>

