

GRANNY PEARL: SCHOOLS' PACK

Episode One

CONTENTS

- Acknowledgements
- Introduction
- Episode One Activity Sheets
- General Granny Pearl classroom activities
- Contact

If you use this pack please let me know! I would be grateful if you would consider doing one or all of the following:

- Subscribing to my Youtube channel
- Sharing the series with your friends and family
- Telling other schools about the series

ACKNOWLEDGEMENTS

The Granny Pearl series Episodes 1-4 have been financially supported by St Martin's Voluntary Aided Schools in Epsom, Surrey, and Croydonites Festival of New Theatre via the Arts Council.

Funds for workshops and shows that had to be cancelled due to the pandemic were used instead to support the creation of the web series. Thank you in particular to:

Larissa Cannon, teacher and assistant head at St Martins

Anna Arthur, director of Croydonites

Sam Gee for support and training with editing software

Vern Griffiths, actor and voice of Emrys the hermit crab

Elaine Lockyer, teacher, and provider of additional activity ideas for the Schools' Pack

INTRODUCTION

Spending time with Granny Pearl is always magical with her tales of the sea and we're off to visit her! As we sail from the harbour to the island, look across the waves and you'll see hundreds of seabirds swirling and dipping into the sea...if you're very lucky you may see a pod of bottle neck dolphins or even the tail of a humpback whale! Granny Pearl's home is like no other. It's a beautiful windswept island with tall rocky cliffs, sheltered coves, beautiful pebbly and sandy beaches, rockpools to explore and an elegant old lighthouse perched high on the headland. Then, there is Granny Pearl herself. She is full of stories about the sea and her beautiful home and is one of the most magical grandmothers you will ever meet because Granny Pearl is a mermaid!

'Granny Pearl' is a brand new web series for children in Early Years and Key Stage One. It is full of stories, music and making things and is inspired by the magical tales and wildlife of the British coast. I created and produced the series during the summer lockdown of 2020 in response to not being able to perform the live theatre version of 'Granny Pearl' due to the pandemic. I designed the series for children to enjoy at home and in school and it is engaging, educational, magical and fun.

This Schools' Pack contains a series of supporting activities for the classroom inspired by the Granny Pearl series and the variety of topics covered. Teachers can use the series and activity sheets however suits. Granny Pearl could be a starting point for a seaside or under the sea topic, it can be enjoyed as inspiration throughout a term of learning or a finishing point where the children see lots of aspects over the four episodes and are inspired to continue their interest with extended personal learning.

About me

I've been working with children and young people for over 20 years through my work as a theatre practitioner, play leader and creative session facilitator in all sorts of venues including special and mainstream primary and secondary schools, children's centres and nurseries, museums, play schemes and libraries.

I celebrate children as thinkers and do-ers. All my sessions encourage creativity and children's natural capacity to problem solve, engineer and create things. In schools I offer a range of heritage, engineering and arts inspired sessions full of creative activity. Performances are full of sensory experiences and invite audience participation.


I hope you find Granny Pearl to be an inspiring and useful resource for your children!

-Jenny Lockyer, Autumn 2020



Granny Pearl Activity Sheet 1

Watch Episode One of Granny Pearl and see if you can complete these activities!



Across

1. Emrys needed a new one of these
3. What kind of crab is Emrys?
6. Something Granny Pearl loves
8. Part of a boat that catches the wind

Down

2. A building that warns ships of dangerous rocks
4. Granny Pearl is one of these!
5. The kind of whale Granny Pearl hitched a lift home with
7. A kind of underwater forest

Can you choose the right words for each space?

Granny Pearl is a _____!

Granny Pearl lives around an island just off the _____.


The island has many tall _____ and a _____ which looks out to sea.

All sorts of wildlife lives in and around the island including _____, _____ and smaller creatures such as _____ which live in the rock pools.

cliffs crabs mermaid


whales coast

lighthouse seagulls

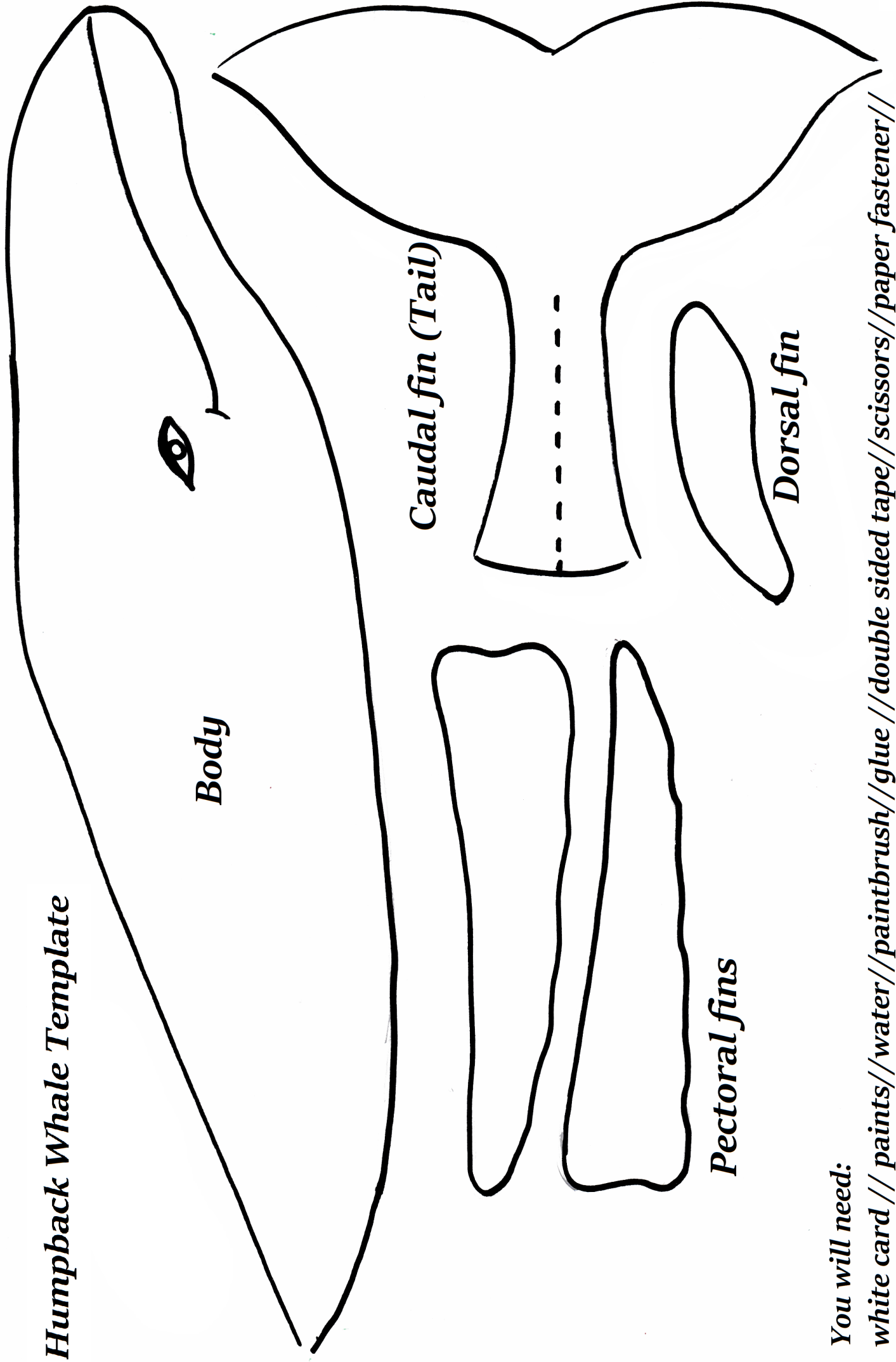


Granny Pearl Activity Sheet 2

Draw Granny Pearl's tail and colour it in!

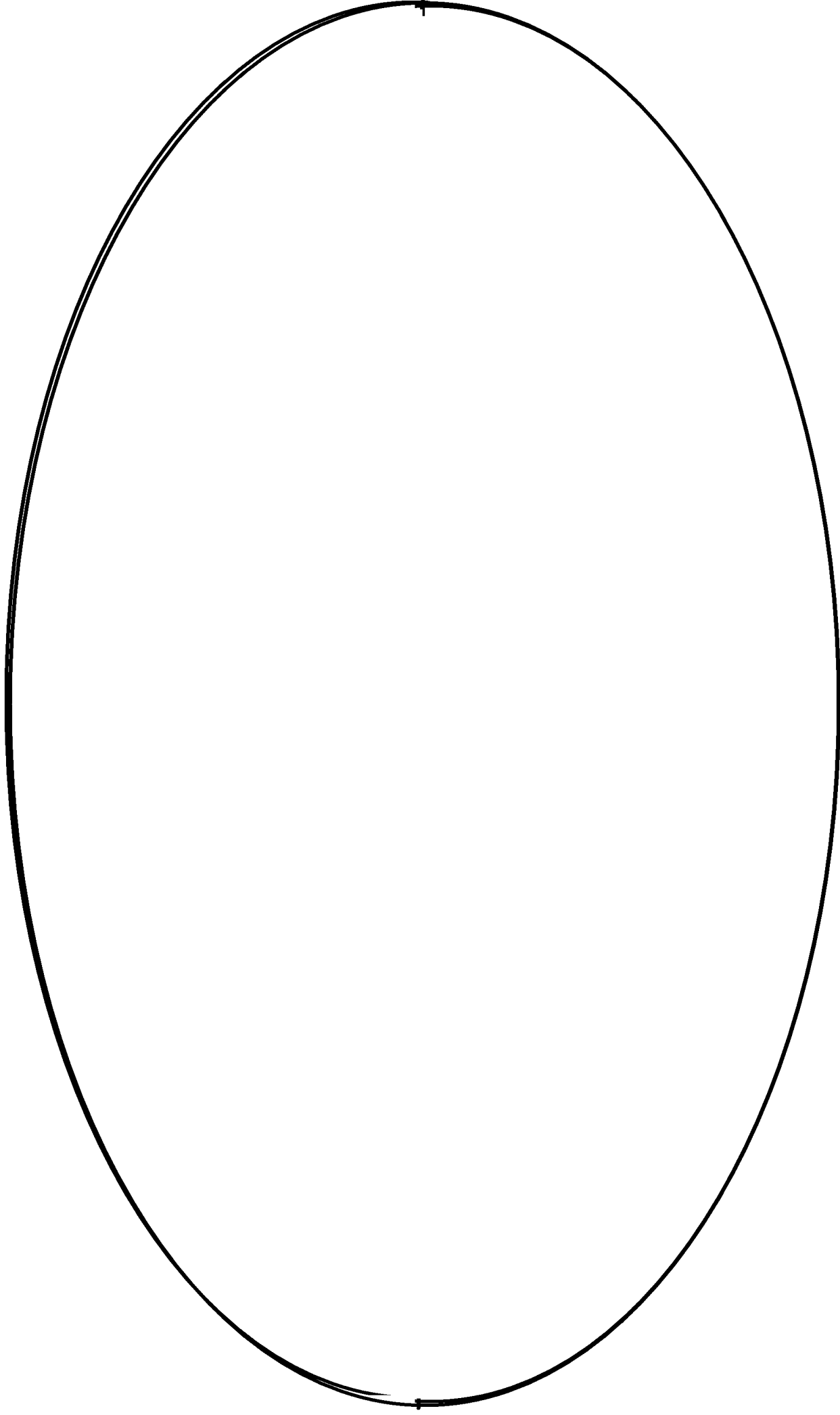


Humpback Whale Template



You will need:
white card // paints // water // paintbrush // glue // double sided tape // scissors // paper fastener //
colouring pencils

Humpback Whale Template 2



Notes for Teachers

Templates for arts activities are optional and to support the creation of the art activity if required.

Children can create the activities without templates, using the activity in the episode as inspiration.

E.g children can paint their two sheets of card and enjoy mixing different shades of grey and then draw the whale's body as an oval on the card to fold over. They could use the oval template for the whale's body on sheet one. They can draw and cut out their own tails and fins for their whales.

Can they add blow-holes to their whales?

Classroom activities:

Small world:

Sensory learning with water play, shells and sea creatures.

Art:

Whale activity as explained in Episode One or junk model whales and mermaids.

Can the class make an island all together?

Lighthouses.

Discussion:

Comparing the whale's tail to Granny Pearl's tail. How do they both move through the water?

Choose a still of one of the paintings in the episode. What can they see? What do they think they would like to do if they were there? What would they be able to hear? Where do they think the paths might lead? Who might they meet in the lighthouse?

Movement and drama:

Moving through the water like a whale and a mermaid.

How does Emrys the hermit crab move about? Can the children move like him?

Role play 1:

Find pictures of a kelp forest and then in role as mermaids or sea creatures, children can swim through it and explore. What will they find?

Role play 2:

Granny Pearl finds a new shell for Emrys with some help from the whale.

How was Emrys feeling in his smaller shell? How did he know it was time to move out?

Children can take on the roles of Granny Pearl, the humpback whale and Emrys the hermit crab as he receives his new shell.

Answers to crossword puzzle:

Across: 1.Shell 3.Hermit 6.Adventure 8.Sail

Down: 2.Lighthouse 4.Mermaid 5.Humpback 7.Kelp

General Granny Pearl classroom activities

Literacy -

Story writing - individually or in groups, based on a theme from the episodes. This could be done with pictures or words according to age and ability. Acting out stories and recounting personal experiences of trips to the the seaside during discussions or circle times. Show and tell with seaside objects that they have found.

Maths -

Sorting, counting classifying shells or creatures, measuring - Would Emrys fit in this shell? Is it too big or too small? Estimating How long do you think Granny Pearl's tail is?

PHSE -

Circle time discussions about grandmas or other relatives. Bring a photo to share. Are grandmas all the same? Talk with a partner share your conclusions.
Listen to gentle sea themed music while looking at images of the coast or under the sea (Mindfulness)

Science -

Environmental issues, Pollution etc. What do you think sand is made of? How could beaches be made? Why do you think some beaches are covered in pebbles? Lots of related enquiry related to the ocean.

Contact:

Jenny Lockyer
JennyLockyerPerformer@outlook.com
0779 622 5934

<https://www.JennyLockyer.co.uk>

